

Please respect my copyright

You will need between 900-1100m yarn, it depends which material and hook size you are using.
In my example I used 1000m of Wolle Kunterbunt Mir Herz and hook 3,5mm.
The shawl measures 184cm

Edlothia part 1

ch - chain

dc- double crochet

fpdc - front post double crochet

Turn your work after every row

ch 4 and close with a slip stitch

Row 1 : (ch3, 3dc, ch2, 3dc, ch1, 1dc) in the ring

Row 2: ch 4, 1dc in first stitch, 1dc in ch-space, 3dc,
(2dc,ch2, 2dc) in ch-space (middle)
3dc, 1dc in ch-space, (1dc,ch1,1dc) in last stitch

Row 3: ch 4, 1dc in first stitch, 1dc in ch-space, ch2, skip 3, (1dc,ch2,1dc) in next stitch, ch2, skip
3,
(2dc,ch2,2dc) in ch-space (middle)
ch2, skip 3, (1dc,ch2,1dc) in next stitch, ch2, skip 3, 1dc in ch-space, (1dc,ch1,1dc) in last stitch

Row 4 : ch4, 1dc in first stitch, 1dc in ch-space, dc in next stitch, ch2, skip 1dc & 2ch,
(2dc,2ch,2dc) between the dc of previous row, 2ch, skip 2ch & 1dc, 1dc in next stitch,
(2dc,ch2,2dc) in ch-space (middle)
1dc in next stitch, ch2, skip 1dc & 2ch, (2dc,2ch,2dc) between the dc of previous row, 2ch, skip
2ch & 1dc, 1dc in next stitch, 1dc in ch-space, (1dc,1ch,1dc) in last stitch

Row 5 : ch4, 1dc in first stitch, 1dc in ch-space, ch1, 1dc in next stitch, ch 2, skip 1dc & ch-space,
(3dc, 2ch,3dc) between the 2dc of previous row, 2ch, skip ch-space & 1dc, 1dc in next stitch, ch1,
skip 1,
(2dc,ch2,2dc) in ch-space (middle)
ch1, skip 1, 1dc in next stitch, ch2, skip 1dc & ch-space, (3dc, ch2, 3dc) between the 2dc of
previous row, ch2, skip ch-space & 1dc, 1dc in next stitch, ch1, skip 1, 1dc in ch-space, (1dc, ch1,
1dc) in last stitch

Row 6: ch4, 1dc in first stitch, 1dc in ch-space, ch2, skip 2dc & ch-space, (1dc,ch2,1dc) in next
stitch, ch2, skip ch-space,
(2dc,ch2,2dc) between dc of previous row, ch2, skip ch-space, (1dc,ch2,1dc) in next stitch, ch2
skip ch-space & 2dc
(2dc,ch2,2dc) in ch-space (middle)
Skip 2dc & ch-space, *ch2, (1dc,ch2,1dc) in next stitch, ch2, skip ch-space, (2dc,ch2,2dc) between
the dc of previous row*
ch 2, skip ch-space, (1dc,ch2,1d) in next stitch, ch2, skip ch-space & 2dc, 1dc in ch-space,
(1dc,ch1,1dc) in last stitch

Row 7: ch4, 1dc in first stitch, 1dc in ch-space, 1dc in next stitch, ch2, skip 1dc & ch-space,
(2dc,ch2,2dc) between dc of previous row, ch2, skip ch-space,
*(1dc,ch2,1dc) between the dc of previous row, ch2, skip ch-space,(2dc,ch2,2dc) between the dc
of previous row, ch2* skip ch-space & 1dc, 1dc in next stitch,
(2dc,ch2,2dc) in ch-space (middle)

1dc in next stitch, skip 1dc & ch-space, *ch2, (2dc, ch2, 2dc) between the dc of previous row, ch2, skip ch-space, (1dc, ch2, 1dc) between the dc of previous row,*
ch 2, skip ch-space, (2dc, ch2, 2dc) between the dc of previous row, ch2, skip ch-space & 1dc, 1dc in next stitch, 1dc in ch-space, (1dc, ch1, 1dc) in last stitch

Row 8: ch4, 1dc in first stitch, 1dc in ch-space, ch1, skip 1, 1dc in next stitch, ch2, skip 1dc & ch-space, (3dc, ch2, 3dc) between the dc of previous row, ch2, skip ch-space, *1dc between the dc of previous row,
ch2, skip ch-space, (3dc, ch2, 3dc) between the dc of previous row, ch2, skip ch-space* skip 1dc, 1dc in next stitch* ch1, skip 1,
(2dc, ch2, 2dc) in ch-space (middle)
ch1, skip 1, *1dc in next stitch, ch2, skip ch-space, (3dc, ch2, 3dc) between the dc of previous row, ch2, skip ch-space *
1dc between the dc of previous row, ch2, skip ch-space, (3dc, ch2, 3dc) between the dc of previous row, ch2, skip ch-space & 1dc, 1dc in next stitch, ch1, skip 1, 1dc in ch-space, (1dc, ch1, 1dc) in last stitch

Row 9 like row 6

Row 10 like row 7

Row 11 like row 8

Row 12 like row 6

Row 13 like row 7

Row 14 like row 8

Row 15 : ch4, 1dc in first stitch, 1dc in ch-space, work 1dc in every stitch
(2dc, ch2, 2dc) in ch-space (middle)
Work 1dc in every stitch
1dc in ch-space, (1dc, ch1, 1dc) in last stitch

Row 16 : ch4, 1dc in first stitch, 1dc in ch-space, work fpdc around every stitch,
(2dc, ch2, 2dc) in ch-space (middle)
work fpdc around every stitch
1dc in ch-space, (1dc, ch1, 1dc) in last stitch

Row 16 has 2x 68 stitches (136 complete)

Edlothia part 2

US terms

ch - chain

sc - single crochet

tr - treble crochet

dc - double crochet

fpdc - front post double crochet

Row 17: ch 5, tr in first stitch, tr in ch-space, (tr, ch2, tr) in next stitch,
ch 3, skip 4, sc in next stitch, ch 3, skip 4, (tr, ch5, tr) in next stitch
repeat *-*
ch 3, skip 4, sc in next stitch, ch1, skip 1,
(2dc, ch 2, 2dc) in ch-space -middle
ch 1, skip 1, sc in next stitch, ch3, skip 4,

(tr, ch 5, tr) in next stitch, ch 3, skip 4, sc in next stitch, ch 3, skip 4

Repeat *-*

(tr, ch 2, tr) in next stitch, tr in ch-space, (tr,ch1, tr) in last stitch

Row 18: ch 5, tr in first stitch, tr in ch-space, ch 3, skip 2, sc in 3.tr, ch3,

skip ch-spaces, (tr, ch5, tr) in next sc,

*ch3, skip ch-space and tr, sc in 5ch-space of previous row, ch 3, skip tr and ch-space, (tr, ch5, tr) in sc of previous row *

repeat *-*

ch 3, skip ch-space and 2dc

sc in middle

ch 3, skip 2dc and ch-space,

(tr, ch 5, tr) in sc of previous row, ch 3, skip ch-space and tr, sc in 5ch-space of previous row, ch 3, skip tr and ch-space

repeat *-*

(tr, ch 5, tr) in sc of previous row, ch 3, skip tr and ch-space, sc in next tr, ch 3, skip 2tr,

tr in ch-space, (tr,ch1,tr) in last stitch

Row 19: ch 5, tr in first stitch, tr in ch-space, skip 2 tr and ch-space, (tr, ch5,tr) in sc of previous row,

* ch 3, skip ch-space and tr, sc in 5ch-space of previous row,

ch3, skip tr and ch-space, (tr, ch5, tr) in sc of previous row*

repeat *-*

ch 3, skip ch-space and tr, sc in 5ch-space of previous row, ch 3, skip tr and ch-space,

(tr, ch 2, tr) in sc of previous row (middle)

ch3, skip ch-space and tr, sc in 5ch-space of previous row, ch3, skip tr and ch-space,

*(tr, ch5, tr) in sc of previous row, ch 3, skip ch-space and tr, sc in 5ch-space of previous row, ch3, skip tr and ch-space *

repeat *-*

(tr, ch5, tr) in sc of previous row, skip ch-space and 2tr, tr in last ch-space, (tr, ch1,tr) in last stitch

Row 20: ch5, tr in first stitch, tr in ch-space, ch3, skip 3 tr,

sc in 5ch-space of previous row, ch3, skip tr and ch-space, (tr, ch5,tr) in sc of previous row, ch 3, skip ch-space and tr

repeat *-*

sc in 5ch-space of previous row, ch3, skip tr and ch-space, (tr, ch5, tr) in sc of previous row, ch3, skip ch-space and tr

2sc in middle

ch3, skip tr and ch-space, (tr, ch5,tr) in sc of previous row, ch3, skip ch-space and tr,

sc in 5ch-space of previous row, ch3, skip tr and ch-space, (tr,ch5 tr) in sc of previous row, ch3, skip tr and ch-space,

repeat *-*

sc in 5ch-space of previous row, ch3, skip 3tr, tr in last ch-space, (tr,ch1,tr) in last stitch

Row 21: ch4, 1dc in first stitch, 1dc in ch-space, dc in next 2 stitches work 1dc in every stitch, (skip all tr)

2dc in first sc of middle,ch2, 2dc in second sc of middle

Work 1dc in every stitch (skip all tr) until 4 stitches before the end of the row, dc in next 2 stitches, 1dc in ch-space, (1dc,ch1,1dc) in last stitch

Row 22: ch4, 1dc in first stitch, 1dc in ch-space, work fpdc around every stitch,

(2dc,ch2,2dc) in ch-space (middle)

work fpdc around every stitch

1dc in ch-space, (1dc,ch1,1dc) in last stitch

Row 22 has 2x 98 stitches (196 complete)

Edlothia part 3

ch-chain

dc-double crochet

sc-single crochet

fpdc - front post double crochet

Row 23: ch 4, dc in first stitch , dc in ch-space, ch5, skip 4,
dc, ch1, skip 1, dc, ch5, skip 4
repeat *-*
dc, ch1, skip 1,
(2dc,ch2,2dc) middle
ch 1, skip 1, dc, ch5, skip 4,
dc, ch1, skip 1, dc, ch5, skip 4
repeat *-*
dc in ch, (dc,ch1,dc) in last stitch

Row 24: ch 4, dc in first stitch, dc in ch, dc in next 2 stitches, ch3, sc in ch-space, ch3,
dc in next dc, dc in ch, dc, ch3, sc in ch-space, ch3
repeat *-*
dc in next dc, dc in ch, dc in next 2 stitches,
(2dc,ch2,2dc) middle
dc in next 2 stitches, dc in ch, dc, ch3, sc in ch-space, ch3,
dc in next dc, dc in ch, dc, ch3, sc in ch-space, ch3
repeat *-*
dc in next 2 stitches, dc in ch, (dc,ch1,dc) in last stitch

Row 25: ch4, dc in first stitch, dc in ch, dc in next 2 stitches, ch1, skip 1, dc, ch3, sc in sc, ch3
dc in next dc, ch1, skip 1, dc, ch3, sc in sc, ch3
repeat *-*
dc, ch1, skip 1, dc,ch2, skip 2, sc
(2dc, ch2, 2dc) middle
sc, ch2, skip 2, dc, ch1, skip 1, dc, ch3, sc in sc, ch3,
dc in next dc, ch1, skip 1, dc, ch3, sc in sc, ch3
repeat *-*
dc, ch1, skip 1, dc in next 2 stitches, dc in ch, (dc,ch1,dc) in last stitch

Row 26: ch 4, dc in first stitch, dc in ch, ch3, skip 3, dc in next dc,
dc in ch, dc, ch3, sc in sc, ch3
dc, dc in ch, dc, ch3, sc in sc, ch3
repeat *-*
(2dc, ch2, 2dc) middle
ch3, sc in sc, ch 3, *dc, dc in ch, dc, ch 3, sc in sc, ch3*
repeat *-*
dc, dc in ch, dc, ch3, skip 3, dc in ch, (dc,ch1,dc) in last stitch

Row 27: ch4, dc in first stitch, dc in ch, ch1, skip 2, 3dc in ch-space, dc in next dc, ch1, skip 1, dc,
ch5, skip ch-spaces and sc,
dc in next dc, ch1,skip 1, dc, ch5, skip ch-spaces and sc
repeat *-*
dc in next dc, ch1, skip 1,
(2dc,ch2,2dc) middle
ch1, skip 1, dc, ch5, skip ch-spaces and sc, *dc in next dc, ch1,skip 1, dc, ch5, skip ch-spaces and
sc*
repeat *-*
dc in next dc, ch1, skip 1, dc, 3dc in ch-space ch1, skip 2, dc in ch, (dc,ch1,dc) in last stitch

Row 28: ch4, dc in first stitch, dc in ch, ch2, sc in ch, ch3, skip 3, dc, dc in ch, dc, ch3, sc in ch-space, ch3,

dc in next dc, dc in ch, dc, ch3, sc in ch-space, ch3

repeat *-*

dc, dc in ch, dc in next 2 stitches

(2dc, ch2, 2dc) middle

dc in next 2 stitches, dc in ch, dc, ch3, sc in ch-space, ch3,

dc in next dc, dc in ch, dc, ch3, sc in ch-space, ch3

repeat *-*

dc in next dc, dc in ch, dc, ch3, skip 3, sc in ch, ch2, skip 2, dc in ch, (dc, ch1, dc) in last stitch

Row 29: ch4, dc in first stitch, dc in ch, dc in each dc and each sc, 2dc in each ch-space

(2dc, ch2, 2dc) middle

dc in each dc and each sc, 2dc in each ch-space,

dc in last ch, (dc, ch1, dc) in last stitch

Row 30: ch4, 1dc in first stitch, 1dc in ch-space, work fpdc around every stitch,

(2dc, ch2, 2dc) in ch-space (middle)

work fpdc around every stitch

1dc in ch-space, (1dc, ch1, 1dc) in last stitch

Row 31: ch4, 1dc in first stitch, 1dc in ch, work 1dc in every stitch

(2dc, ch2, 2dc) in ch-space (middle)

Work 1dc in every stitch

1dc in ch, (1dc, ch1, 1dc) in last stitch

Row 32 : ch4, 1dc in first stitch, 1dc in ch-space, work fpdc around every stitch,

(2dc, ch2, 2dc) in ch-space (middle)

work fpdc around every stitch

1dc in ch-space, (1dc, ch1, 1dc) in last stitch

Row 32 has 2x 144 stitches (288 complete)

Edlothia part 4

ch-chain

dc - double crochet

dc3-tog - double crochet 3 together

fpdc - front post double crochet

Row 33: ch4, dc in first stitch, dc in ch, ch2, skip 2,

dc in next stitch, ch2, skip 2

Repeat *-*

(2dc, ch2, 2dc) middle

ch2, skip 2, *dc in next stitch, ch2, skip 2*

Repeat *-*

dc in ch, (dc, ch1, dc) in last stitch

Row 34: ch4, dc in first stitch, dc in ch, ch3, skip 2dc and 2ch

dc in next dc, ch3, skip (ch-space, dc, ch-space), 5dc in next dc, ch3, skip (ch-space, dc, ch-space)

Repeat *-*

dc in next dc, ch3, skip 2ch and 2dc

(2dc, ch2, 2dc) middle

ch3, skip 2dc and 2ch,

dc in next dc, ch3, skip (ch-space,dc, ch-space), 5dc in next dc, ch3, skip (ch-space, dc, ch-space)

Repeat *-*

dc in next dc, ch3, skip 2ch and 2dc, dc in ch, (dc, ch1,dc) in last stitch

Row 35: ch 4, dc in first stitch, dc in ch, 1dc in each of next 2stitches, ch2,skip 3ch,

dc in next dc, ch2, skip 3ch, 2dc in next dc, 1dc in each of next 3 stitches, 2dc in next dc, ch2, skip 3ch

Repeat *-*

dc in next dc, ch2, skip 3ch, 1dc in each of next 2 stitches,

(2dc, ch2, 2dc) middle

1dc in each of next 2 stitches, ch2, skip 3ch,

dc in next dc, ch2, skip 3ch, 2dc in next dc, 1dc in each of next 3 stitches, 2dc in next dc, ch2, skip 3ch

Repeat *-*

dc in next dc, ch2, skip 3ch, 1dc in each of the next 2 stitches, dc in ch, (dc,ch1,dc) in last stitch

Row 36: ch4, dc in first stitch, dc in ch, 1dc in each of next 3 stitches, ch3, skip 1dc and 2ch,

dc in next dc, ch3, skip 2ch and 1dc, 1dc in each of next 5 stitches, ch3, skip 1dc and 2ch

Repeat *-*

dc in next dc, ch3, skip 2ch and 1dc, 1dc in each of next 3 stitches,

(2dc, ch2,2dc) middle

1dc in each of next 3 stitches, ch3, skip 1dc and 2ch,

dc in next dc, ch3, skip 2ch and 1dc, 1dc in each of next 5 stitches, ch3, skip 1dc and 2ch

Repeat *-*

dc in next dc, ch3, skip 2ch and 1dc, 1dc in each of next 3 stitches, dc in ch, (dc,ch1,dc) in last stitch

Row 37: ch4, dc in first stitch, dc in ch, ch1, skip 1, dc3tog, ch5, skip 1dc and 3ch,

dc in next dc, ch5, skip 3ch and 1dc, dc3tog, ch5, skip 1dc and 3ch

Repeat *-*

dc in next dc, ch5, skip 3ch and 1dc, 1dc in each of next 4 stitches,

(2dc, ch2, 2dc) middle

1dc in each of next 4 stitches, ch5 skip 1dc and 3ch

dc in next dc, ch5, skip 3ch and 1dc, dc3tog, ch5, skip 1dc and 3ch

Repeat *-*

dc in next dc, ch5, skip 3ch and 1dc, dc3tog, ch1, skip 1, dc in ch, (dc,ch1dc) in last stitch

Row 38: ch 4, dc in first stitch, dc in ch, ch2, skip 2, dc in ch, ch2, skip dc3tog, dc in ch-space, ch2,

dc in next dc, ch2, dc in ch-space, ch2, dc in dc3tog, ch2, dc in ch-space, ch 2

Repeat *-*

dc in next dc, ch2, dc in ch-space, ch2, dc in next dc, ch2, skip 2, dc3tog

(2dc, ch2,2dc) middle

dc3tog, ch2, skip 2, dc in next dc, ch2, dc in ch-space, ch2,

dc in next dc, ch2, dc in ch-space, ch2, dc in dc3tog, ch2, dc in ch-space, ch 2

Repeat *-*

dc in next dc, ch2, dc in ch-space, ch2, skip dc3tog, dc in ch, ch2, skip 2, dc in ch, (dc, ch1,dc) in last stitch

Row 39: ch4, 1dc in first stitch, 1dc in ch-space, work 1dc in every stitch

(2dc,ch2,2dc) in ch-space (middle)

Work 1dc in every stitch

1dc in ch-space, (1dc,ch1,1dc) in last stitch

Row 40: ch4, 1dc in first stitch, 1dc in ch-space, work fpdc around every stitch,

(2dc,ch2,2dc) in ch-space (middle)

work fpdc around every stitch
1dc in ch-space, (1dc,ch1,1dc) in last stitch

Row 40 has 2x 175 stitches (350 complete)

Edlothia part 5

ch- chain
sc - single crochet
dc - double crochet
fpdc - front post double crochet

Row 41: ch 4, dc in first stitch, dc in ch, *ch 1, skip 1 st, 1 dc* *- repeat ,
(2 dc , ch 2, 2 dc) in middle ch-space
1 dc , *ch 1, skip 1 st, 1 dc* *- repeat ,
dc in ch , (dc, ch1, dc) in last stitch

Row 42: ch 4, dc in first stitch, dc in ch , ch 3, skip 2, sc in ch-space , *ch 3, skip 3 stitches, sc in
next ch-space* *-repeat
ch3, skip 3
(2 dc , ch 2, 2 dc) in middle ch-space
ch 3, *skip 3, sc in ch-space , ch3* , *- repeat
skip 2, dc in ch, (dc, ch1,dc) in last sti

Row 43 : ch 4, dc in first stitch, dc in ch , ch 3, sc in ch-space, ch 3, *sc in next ch-space , ch 3* *-
repeat , skip 2 st
(2 dc , ch 2, 2 dc) in middle ch-space
ch 3, skip 2 st , sc in ch-space , ch 3, *sc in next ch-space , ch 3* *- repeat , skip 2 st, dc in ch,
(dc, ch1, dc) in last stitch

Row 44: ch 4, dc in first stitch, dc in ch , ch 3, sc in ch-space, ch 3, *sc in next ch-space , ch 3* *-
repeat, skip 2 st
(2 dc , ch 2, 2 dc) in middle ch-space
ch 3, skip 2 st, sc in ch-space , ch 3, *sc in next ch-space , ch 3* *- repeat , skip 2 st, dc in ch,
(dc, ch1,dc) in last stitch

Row 45: ch 4, dc in first stitch, dc in ch , ch 1, skip 2, *3 dc in next ch-space , ch 1*
*- repeat
Skip 2
(2 dc, ch2, 2 dc) in middle ch-space
ch 1 , skip 2 *3 dc in next ch-space , ch 1* *- repeat, skip 2, dc in ch, (dc, ch1,dc) in last stitch

Row 46: ch 4, dc in first stitch, dc in ch, 1 dc , *ch 1, skip 1 st, 1 dc* *- repeat ,
(2 dc , ch 2, 2 dc) in middle ch-space
1 dc , *ch 1, skip 1 st, 1 dc* *- repeat ,
dc in ch , (dc, ch1, dc) in last stitch

Row 47 : ch 4, dc in first stitch, dc in ch , ch 6, skip 3, sc in ch-space , *ch 6, skip 3 stitches, sc in
next ch-space* *-repeat
ch 6, skip 3, sc in dc, ch 1, skip 1
(2 dc , ch 2, 2 dc) in middle ch-space
ch1, skip 1, sc in dc, ch 6, *skip 3, sc in ch-space , ch6* , *- repeat
skip 3, dc in ch, (dc, ch1,dc) in last sti

Row 48 : ch 4, dc in first stitch, dc in ch , ch 4, skip 2, sc in ch-space, ch 6, *sc in next ch-space ,
ch 6* *- repeat , skip 4 st

(2 dc , ch 2, 2 dc) in middle ch-space

ch 3, skip 4 st , sc in ch-space , ch 6, *sc in next ch-space , ch 6* *- repeat , skip 2 st, dc in ch, (dc, ch1, dc) in last stitch

Row 49: ch 4, dc in first stitch, dc in ch , ch 3, sc in ch-space, ch 6, *sc in next ch-space , ch 6* *- repeat, skip 2 st

(2 dc , ch 2, 2 dc) in middle ch-space

ch 6, skip 2 st, sc in ch-space , ch 6, *sc in next ch-space , ch 6* *- repeat , skip 2 st, dc in ch, (dc, ch1,dc) in last stitch

Row 50: ch 4, dc in first stitch, dc in ch , ch 1, skip 2, *3 dc in next ch-space , ch 1* *- repeat

Skip 2

(2 dc, ch2, 2 dc) in middle ch-space

ch 1 , skip 2 *3 dc in next ch-space , ch 1* *- repeat, skip 2, dc in ch, (dc, ch1,dc) in last stitch

Row 51: ch4, 1dc in first stitch, 1dc in ch-space, work 1dc in every stitch

(2dc,ch2,2dc) in ch-space (middle)

Work 1dc in every stitch

1dc in ch-space, (1dc,ch1,1dc) in last stitch

Row 52: ch4, 1dc in first stitch, 1dc in ch-space, work fpdc around every stitch,

(2dc,ch2,2dc) in ch-space (middle)

work fpdc around every stitch

1dc in ch-space, (1dc,ch1,1dc) in last stitch

Row 52 has 2x 218 stitches (436 complete)

Edlothia part 6

ch - chain

sc - single crochet

dc - double crochet

tr - treble crochet

hdc- half double crochet

sl st- slip stitch

Row 53: ch 4, dc in first stitch, dc in ch, ch3, skip 2, *1dc in each of next 3 stitches, ch3, skip 2* Repeat *-*

(2dc,ch2,2dc) middle

ch3, skip 2, *1dc in each of next 3 stitches, ch3, skip 2*

Repeat *-*

dc in ch, (dc,ch,dc) in last stitch

Row 54: ch 4, dc in first stitch, dc in ch, *ch2, skip dcs, sc in ch-space, ch2, skip dcs,(3dc,ch3,3dc) in ch-space*

Repeat *-* skip 2

(2dc, ch2,2dc) middle

skip 2, *(3dc,ch3,3dc) in ch-space, ch2, skip dcs,sc in ch-space, ch2, skip dcs*

Repeat *-*

dc in ch, (dc,ch,dc) in last stitch

Row 55: ch5, tr in first stitch, tr in ch, ch2,*sc in sc, ch2, (tr+ch 6times, tr) in ch-space, ch2* repeat *-*

(2dc, ch2, 2dc) middle
ch2, *(tr+ch 6times, tr) in ch-space, ch2, sc in sc, ch2*
repeat *-*
tr in ch, (tr, ch, tr) in last stitch

Row 56 : 4 ch, dc in first stitch, dc in ch, ch1, skip 1, dc in next stitch, ch1,*(dc in ch between tr, ch1, skip 1tr)=5times, dc in last ch between the tr, ch1*
repeat *-*
skip 2 ch&2dc
(2dc, ch2,2dc) middle
ch1,skip 2dc&2ch, *(dc in ch between tr, ch1, skip 1tr)=5times, dc in last ch between the tr, ch1*
dc in tr, ch1,dc in ch, (dc, ch,dc) in last stitch

Row 57: ch4, dc in first stitch, dc in ch, ch1, skip 2, 3dc in ch, skip (dc,ch,dc), *3dc in next ch, ch1,skip (dc,ch,dc), 3dc in next ch, ch1, 3dc in next ch, skip ,dc,ch,dc)*
repeat *-*
skip dc
(2dc, ch2, 2dc) middle
skip (2dc,ch,dc), *3dc in next ch, ch1,skip (dc,ch,dc), 3dc in next ch, ch1, 3dc in next ch, skip ,dc,ch,dc)*
repeat *-*
3dc in next ch, ch1, skip 2, dc in ch, (dc,ch,dc) in last stitch

Row 58: ch4, dc in first stitch, dc in ch, ch1, skip 2, 3dc in ch, ch2, skip 3, dc between the dc groups, ch 2, skip 3, *3dc in ch, ch2, skip 3, 3dc in ch, ch2, skip 3, do between the dc groups, ch2, skip 3*
repeat *-* At the last repeat just skip 2 stitches at the end
(2dc, ch2,2dc) middle
ch2, skip 2, dc between the dc groups, ch2, skip 3, *3dc in ch, ch2, skip 3, 3dc in ch, ch2, skip 3, do between the dc groups, ch2, skip 3*
repeat *-*
3dc in ch, ch1, skip 2, dc in ch, (dc,ch,dc) in last stitch

Row59: ch4, dc in first stitch, dc in ch, sc in each of next 2 stitches, ch2, skip 1ch, sc in each of next 3 stitches, ch6, skip (2ch,dc,ch),
sc in each of next 3 stitches, ch2, skip 2ch, sc in each of next 3 stitches, ch6, skip (2ch,dc,2ch)
repeat *-*
sc in next 2 stitches
(2dc, ch2,2dc) middle
sc in next 2 stitches, ch6, skip (2ch, dc, 2dc), *sc in each of next 3 stitches, ch2, skip 2ch, sc in each of next 3 stitches, ch6, skip (2ch,dc,2ch)*
repeat *-*
sc in next 3 stitches, ch2, skip 1ch, sc in next 2 stitches, dc in ch, (dc, ch, dc) in last stitch

!!! Information for row 60 !!! The part written in blue, can be worked with sc instead of dc. It depends on how much yarn you still have and what you like more.

Row 60: ch 4, dc in first stitch, dc in ch, **dc in next 4 stitches , 3dc in 2ch-space, dc in next 3 stitches, 7dc in 6ch-space, *dc in next 3 stitches, 3dc in 2ch-space, dc in next 3 stitches, 7dc in 6ch-space***
repeat *-*
dc in next 4 stitches
(2dc, ch2,2dc) middle

dc in next 4 stitches, 7dc in 6ch-space, *dc in next 3 stitches, 3dc in 2ch-space, dc in next 3 stitches, 7dc in 6ch-space*
repeat *-*
dc in next 3 stitches, 3dc in 2ch-space, dc in next 4 stitches,
dc in ch, (dc,ch, dc) in last stitch

Row 61: ch 4, dc in first stitch, dc in ch, sc, sl st in next 5 stitches, sc, 2dc in next stitch, sc, sl st in next 2 stitches, sc, hdc, dc in next 2 stitches, tr, picot on top of tr, dc in next 2 stitches, hdc, *sc, sl st in next 2 stitches, sc, 2dc in next stitch, sc, sl st in next 2 stitches, sc,hdc, dc in next 2 stitches, tr, picot on top of tr, dc in next 2 stitches, hdc*
repeat *-*
sc , sl st in next 3 stitches, sc, hdc,
(2dc, tr, picot on top of tr, 2 dc) middle
hdc, sc, sl st in next 3 stitches, sc, hdc, dc in next 2 stitches, tr, picot on top of tr, dc in next 2 stitches, hdc,
sc, sl st in next 2 stitches, sc, 2dc in next stitch, sc, sl st in next 2 stitches, sc,hdc, dc in next 2 stitches, tr, picot on top of tr, dc in next 2 stitches, hdc
repeat *-*
sc, sl st in next 2 stitches, sc, 2dc in next stitch, sc, sl st in next 5 stitches, sc, dc in ch, (dc,ch,dc) in last stitch





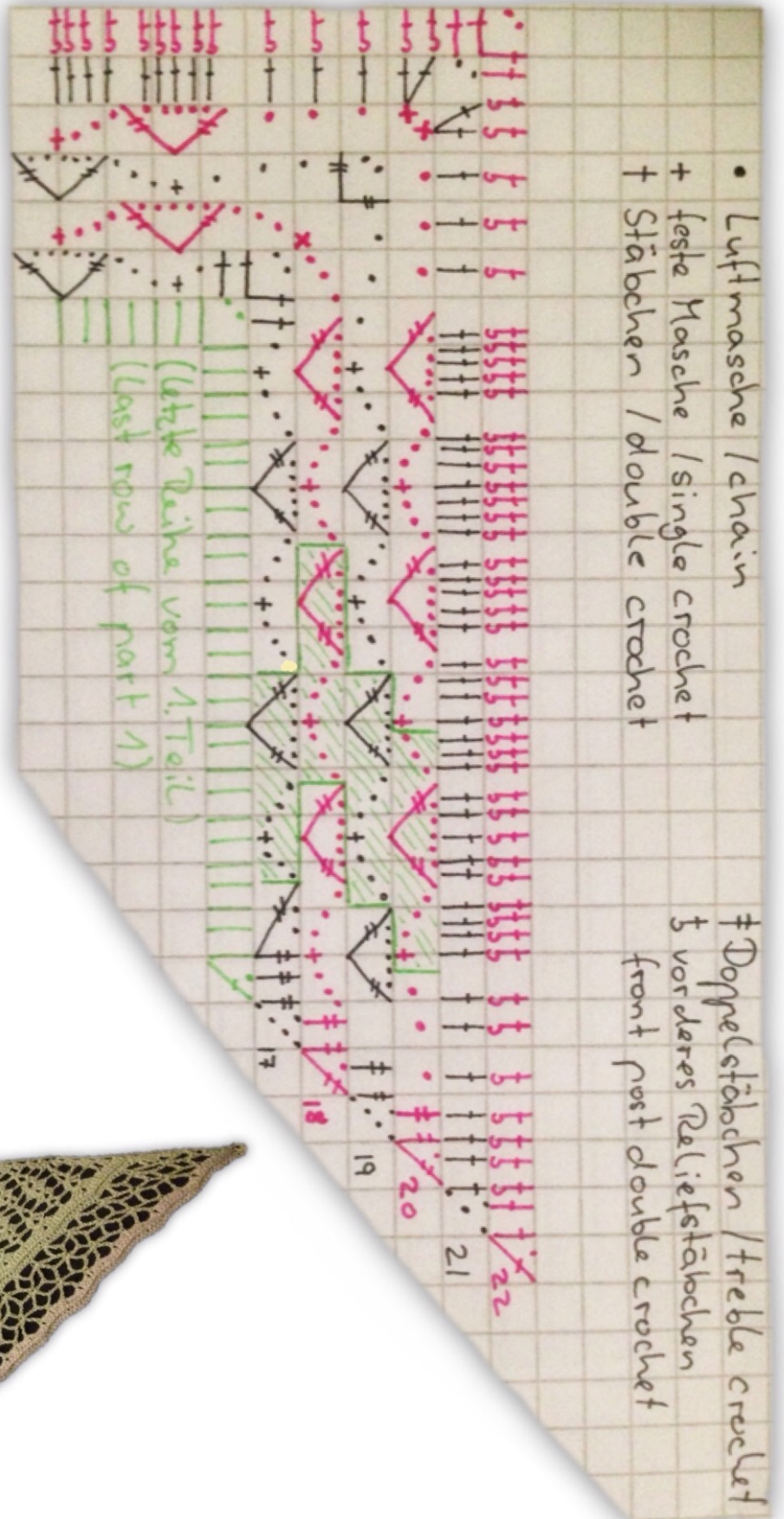
● Luftmasche /chain

† Stäbchen / Double
crochet

‡ vorderes
Reliefstäbchen/
front post double
crochet

(US Terms)








Arbeite Reihe 31 wie Reihe 15. (Stäbchen in jede Masche)
Arbeite Reihe 32 wie Reihe 30 (Reliefstäbchen)


Work row 31 like row 15 (double crochet)

And work row 32 like row 30 (front post double crochet)




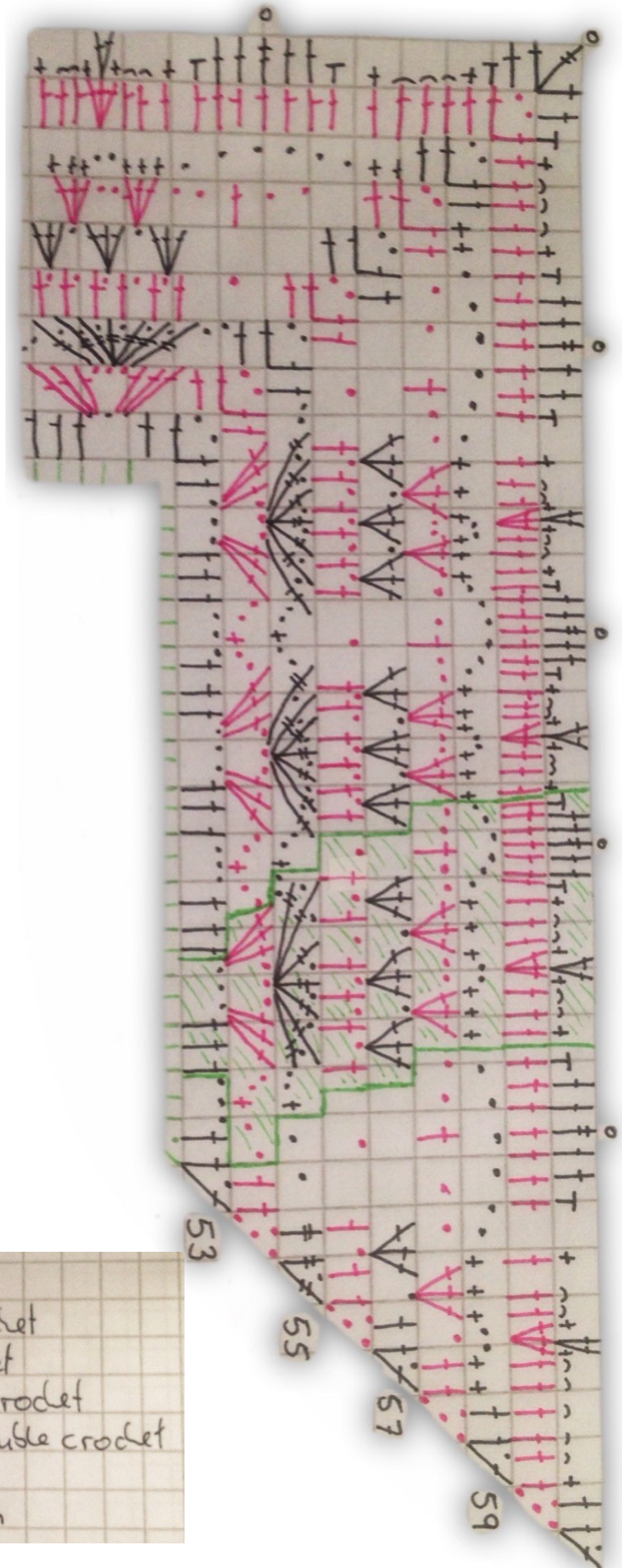
©Merben Design / Isamin Bæverfjord





Attention! In the chart is a little mistake.
Start row 41 like all others. Ch 4, dc in
first stitch, dc in ch.
Then ch1, skip 1, dc and so on





- Luftmasche / chain
- + feste Masche / single crochet
- † Stäbchen / double crochet
- # doppelstäbchen / treble crochet
- T halbes Stäbchen / half double crochet
- o Picot
- Kettmasche / slip stitch