

Wellen in Pink

Designed by Sue Berg



Material:
Yarn: Bamboo Xie
Needle: 3,5 - US 4
Tapestry Needle

Size: 0,22 yard x 1,47 yard

You can knit this shawl in a size you like.

Multiple: 19 stitches + 3 edge stitches



Stitch test is not necessary, but make sure you are using matching needles.

Please read the whole pattern before you get started.

For the original shawl I cast on 60 stitches.









The stitches on wrong side be knitted as they appear.































































































































































































































































































































Notice: the **ktbl** stitch from the right side you knit on the wrong side as **ptbl**

Repeat the Chart from  to , the row ends with the stitches after the left arrow.

In the vertically repeat rows 1 – 31 until the shawl is tall as you prefer.

Stitch guide:

-  edge stitch
-  purl
-  **ktbl - on wrong side knit: ptbl**
-  knit
-  yo
-  k2tog
-  ssk
-  p2tog

																				3	1		
																						2	9
																						2	7
																						2	5
																					2	3	
																					2	1	
																				1	9		
																			1	7			
																				1	5		
																				1	3		
																			1	1			
																		9					
																		7					
																			5				
																			3				
																		1					



If you have questions please contact me at Ravelry, my username is alfa159

This pattern is for personal use only, please do not copy or share.

Copyright by Sue Berg 3013 Bern, Switzerland